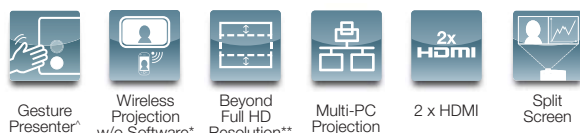


A SIMPLE GESTURE FOR GREATER CONVENIENCE.

Leave the lights on and take control whether in the meeting room or classroom. Epson's EB-2000 series projectors are engineered to shine outstandingly even in well-lit environments to enrich your presentation experience. This projector series allows a wide variety of input methods so you can project Full HD content from a wide range of devices. Your brilliant Full HD presentations are made even better and more convenient with the new gesture-control function that allows you to navigate between your slides without the use of a peripheral device.



EB-2265U/2255U/2245U/2165W
 EB-2155W/2140W/2065/2055/2040



ENGINEERED FOR BUSINESS

Brilliant Presentations

Deliver vivid and clear presentations even in well-lit environments with up to 5500lm of white and colour brightness.

High-Quality and Cost-Effective Connectivity

Transmit Full HD video, audio, and Ethernet at low cost through HDBaseT connectivity without compromising on performance and quality.

User-Friendly Features

The simple gesture of placing your hand over a marker on the projection allows you to navigate through your slides without using a clicker.



* Applicable to all models except EB-2140W and EB-2040.

* Available on EB-2265U/2255U/2165W only.

** Available on EB-2245U/2255U/2265U only.

Integrated with the latest technology, the Epson EB-2000 series projectors are designed to deliver the unparalleled convenience during a presentation. The new gesture-control function allows you to navigate between presentation slides by simply hovering your hand over an on-screen button.



Brilliant Presentations

Bright and Light

Even though its light weight and compact size enable it to be carried from room to room, the projector is capable of highly visible images thanks to its high brightness (up to 5,500lm) and superior 15,000:1 contrast ratio. Room lights don't have to be dimmed to see bright and clearly projected images, allowing meeting participants to concentrate better for improved meeting productivity.

Beyond Full HD Resolution*

Enjoy a dynamic viewing experience on a larger and wider screen size with incredible WUXGA resolution.* Deliver superb high-resolution image displays from video output devices such as PCs and smart devices and watch your 3D CAD, digital broadcast, Blu-ray, Internet movies and other graphic-intensive media come to life in Full HD video.



* Applicable on EB-2245U/2255U/2265U only.

High Quality and Cost-effective Connectivity

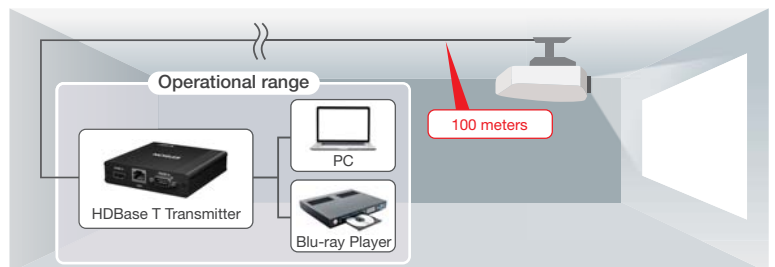
Full Compatibility

Advanced connectivity features mean convenient and hassle-free projections of your presentations. With a wide-ranging interface, these projectors not only correspond with multiple conventional analogue sources, they are also compatible with HDMI input. In addition, one of the two HDMI input terminals is MHL-enabled for the mirroring of Android mobile devices.

Simply connect your MHL-compatible device with the MHL cable to fully enjoy your contents on the big screen. What's more, when connected, you can charge your Android mobile devices and operate it using the projector's remote control.



EB-2165W and EB-2265U now include the HDBaseT connectivity that can transmit Full HD video, audio and Ethernet at low cost through cat 5e/6 cables up to 100 metres.



Multi-PC Projection

With the control of a host PC, up to 50 terminals can be connected via the multi-PC projection from a single projector. The host PC acts as a moderator, selecting media from up to 4 terminals to be projected simultaneously. With the moderator function, you can maintain control and prevent tampering with what's projected on screen.



Split Screen

Split screen allows inputs from two separate sources to be displayed side by side on the same screen. In a video conference, for example, images of presentation materials and remote participants can be shown simultaneously.



BUSINESS PROJECTORS

EB-2265U/2255U/2245U/2165W

EB-2155W/2140W/2065/2055/2040

Convenient Wireless Mirroring Projection**

Project contents wirelessly from compatible smart devices and laptops without any software installation with the Miracast. The technology enables easy wireless transmission of Full HD video and sound from PCs and smart devices, eliminating the hassle of a physical connection and eradicating issues with setting up. With support for screen mirroring*, projecting your tablet and laptop screens has never been easier.



* If the Miracast function is activated, other network features will be disabled.

** Applicable for EB-2265U/2255U/2165W models only.

Screen Fit*

In cases where the image extends beyond the frame of the screen or whiteboard, simply push the "Screen Fit" button to automatically adjust the image frame with the edges of the screen. This feature allows you to focus more on your presentation than on adjusting the projection output.



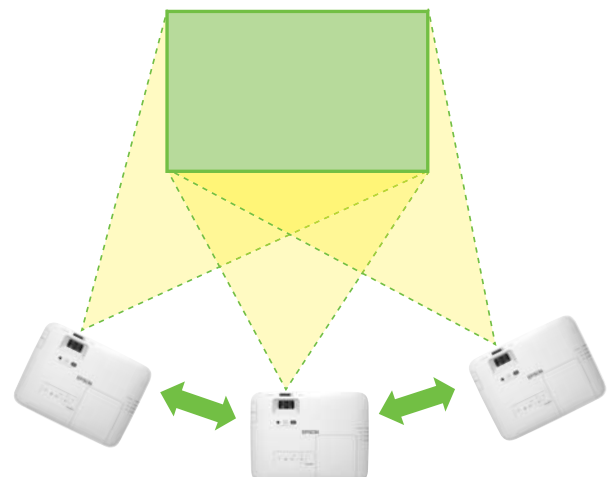
* Applicable to all models except EB-2140W/2040.

Real-Time Auto V&H Keystone Correction

These projectors are equipped with built-in camera to provide advanced, auto vertical and horizontal keystone correction. With this correction feature, you can conveniently position the projector anywhere in the room. Simply turn on the power and direct the projector towards the screen or wall, and the image will be automatically corrected in no time.



With real-time keystone adjustment, this allows the projector to display the corrected image less than a second after detecting a projector motion. This adjustment speed lets you display a rectangular screen even while you are moving the projector.



Epson iProjection

The Epson iProjection application enables a wireless connection for projecting images and files from your smart devices. The new “QR Code Reader” function makes this wireless connection even easier by simply reading the QR code that is projected on the screen from your smart devices.

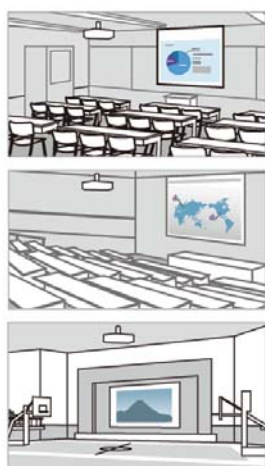


* In iProjection, projector profile search, multi-screen display, distribution function, audio transfer, movie file transfer, interrupt connection disabling and encryption data transfer capabilities are not supported.



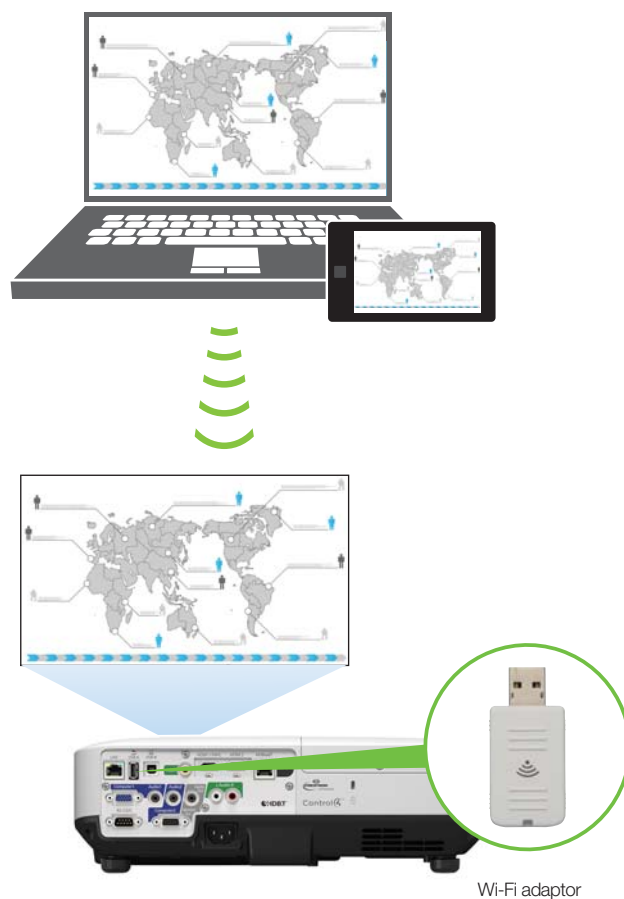
EasyMP Monitor

With Epson's network monitoring and control software, you can see from a single PC which projectors are available and whether they are running efficiently – even across the biggest networks. You can configure your projectors and access their serial numbers remotely, as well as receive instant email alerts for pre-defined critical indicators such as non-functioning devices or overheating lamps. Each projector's serial number can also be accessed remotely via LAN/serial connection.



Wireless Transmission

Enjoy enhanced connectivity and flexibility with Wi-Fi connectivity*. Easily share and transmit images, text and files from your smart devices using the “Epson iProjection” application for smooth and smart projections. And with an additional attachment piece holding the wireless LAN adaptor in place, your transmissions will never be interrupted.



Wi-Fi adaptor

* Wireless LAN adaptor ELPAP10 is required.

User-friendly Features

Gesture Presenter*

Users can control their presentations conveniently by moving their hands to a white floating marker at the bottom right side of the projection screen. This simple gesture allows users to change to the next slide without using a clicker.



Home Screen

View and access your most frequently used functions immediately on the home screen. See all source information at a glance, no matter what the source input. With all the information you need right there on the home screen, wireless connections have never been easier.



Auto Power On

With the auto power on function, projection starts automatically once a projection signal is detected via VGA cable, HDMI cable and USB port. This provides an easy and hassle-free presentation.



Scheduler Function*

Reduce power consumption and do your part for the environment with the schedule projector action. With this function, you can programme the projector to automatically turn on and shut down at fixed times daily. Up to 30 programmes can be set for this series of projectors.



Focus Help*

With the Focus Help button, you can adjust the focus easily by looking at the figure and bar gauge displayed on the screen during adjustment.



Firmware Updates

Easily update your projector's firmware without having to bring it to a service centre. To update, simply insert a USB memory stick with the necessary updates. Updates can be done over LAN network or via USB-B connection.




* Applicable for all models except EB-2140W/2040.

Environmentally-friendly

Light Optimiser*

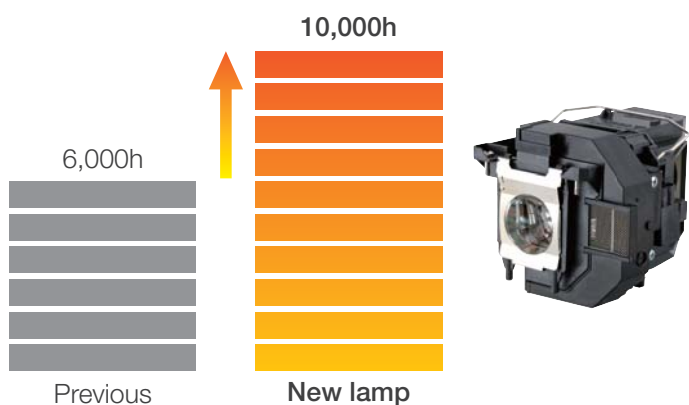
Save energy consumption and do your part for the environment with the new eco-friendly auto-brightness adjustment. The luminance sensor detects the brightness level of the environment and adjusts the projector's brightness automatically, giving you power and cost savings. This function can be turned on/off according to your preference.



* Applicable for all models except EB-2065/2055/2040.

Longer Lamp Life

With a long lamp life of 10,000 hours in eco-mode, the frequency of costly lamp replacements is reduced, saving you time and money.



Air Filter

With a maintenance cycle of 10,000 hours in eco-mode, the need for regular maintenance of the air filter is minimised to save you time and money.



Eco Features

- Uses just 0.31W of power in standby mode
- Projector optics employ lead-free lenses
- Unpainted plastic housing reduces the environment impact
- The flame retardants used in the plastic housing do not contain chlorine or bromine

Better Products for a Better Future™

For more information on Epson's environmental programmes, visit <http://global.epson.com/SR/environment>.

PARTNERS IN PERFECTION

Wireless LAN Adaptor ELPAP10



Supports 802.11 b/g/n connection
Compatible with all Epson wireless-enabled projectors

Desktop Document Camera ELPDC21



2.6kg
2 megapixels with 30 fps
12 x optical zoom
1080p output resolution
HDMI digital connectivity

HDBaseT Transmitter ELPHD01 (selected model only)



HDMI Input
RS232C for control
LAN for Ethernet
Allows Full HD uncompressed signal transmission up to 100 meters

EPSON REVOLUTIONISES PROJECTOR MARKET WITH 3LCD TECHNOLOGY AND LEADS AS WORLD'S NO.1* PROJECTOR BRAND FOR 15 CONSECUTIVE YEARS!

* Based on independent research by Futuresource Consulting

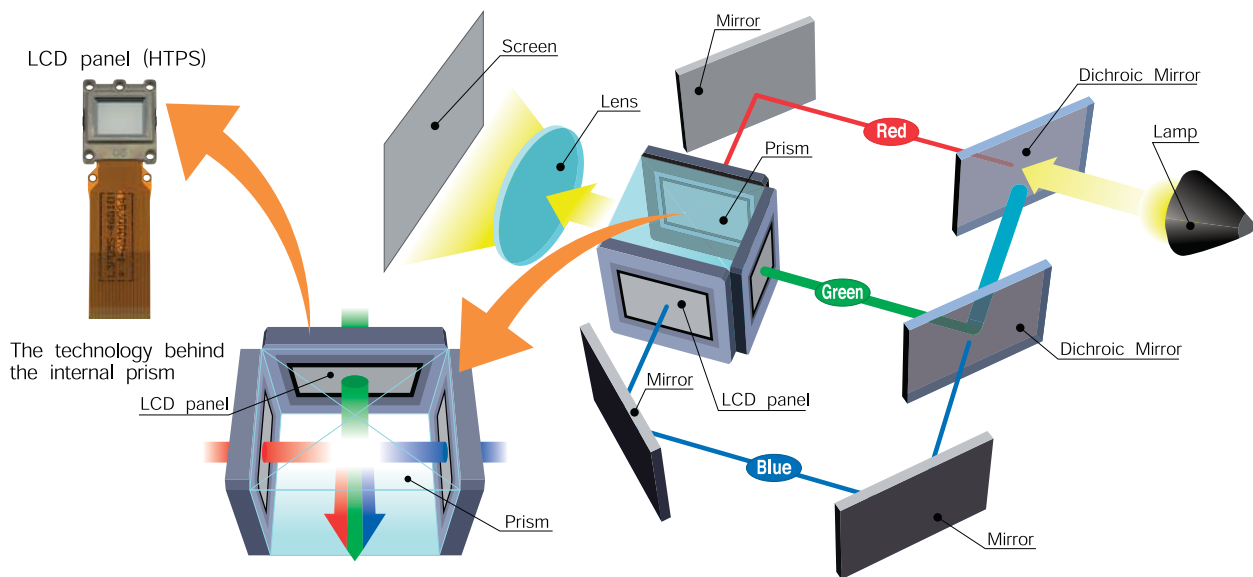
Advantages of 3LCD Projection System

Bright Images and Faithful Colour Reproduction

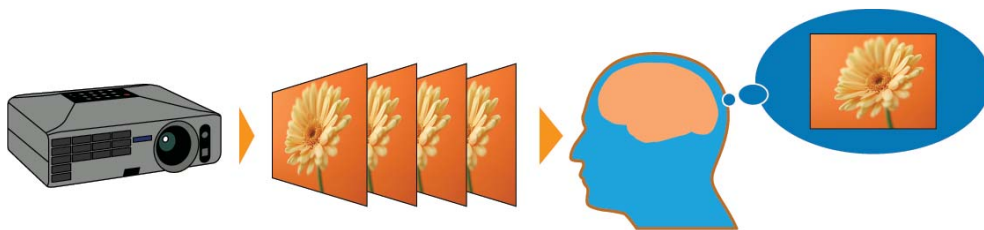
3LCD projectors offer all-time colour (Red, Green and Blue) projection thereby ensuring faithful full colour reproduction. This is suitable for projection of colour intensive images such as videos, photographs and colour charts.

Incredible Details

3LCD projectors are able to produce an unparalleled range of grayscale images, which contributes to delivering incredible colour images that are smooth and seamless.



3LCD projector : RGB are projected at the same time, which makes the single composite image easy on the eyes.



** HTPS (High Temperature Poly-Silicon) is an active matrix transmissive LCD. It is extremely small and produces high-quality images.

Gentle on the Eyes

3LCD projectors' images do not suffer from colour break-up (commonly known as the rainbow effect). The projections are easy on the eyes as you will not be affected by any distorted pattern.

3LCD projectors use 3 separate LCD panels to form a continuous image containing all colours (red, blue and green) ensuring smooth video playback, even for rapid-motion images.

Reliable Technology

With more than 70 million 3LCD chips shipped to date, the powerful and road-tested 3LCD projection technology is extremely reliable, and is trusted by many throughout to deliver sharp and true-to-life images.

SEE VIBRANT, REALISTIC COLOURS WITH HIGH COLOUR BRIGHTNESS.



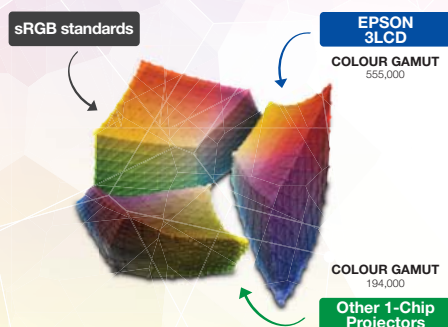
*Based on a third-party study made by Radius Global Market Research of nearly 900 participants in the US

See colours like never before. Epson 3LCD projectors deliver brilliant colours that match its white brightness to give you balanced, realistic, and vibrant images. It's no wonder Epson projectors are the people's preferred choice.



Up to 3X Wider Colour Gamut

Colour gamut refers to the range of colours that can be reproduced by a display device – the wider the gamut, the more realistic it is. Epson 3LCD projectors project three times wider gamut that matches closely to the original standard of a display device (sRGB), as compared to 1-chip projectors.




Comparing the yellow corners among the three gamuts, 1-chip projectors have a distinctly darker and smaller set of colours which are not as vibrant as Epson 3LCD projectors.




Up to 3X Brighter Colours

Epson 3LCD projectors deliver up to three times the colour brightness, effortlessly creating the same colour and white brightness, resulting in faithful images with superior colour balance.



No Rainbow Effect

With 1-chip projectors, the spinning motion of the sequential colour wheels tend to cause colours to break out into distinct red, green and blue. Called the rainbow effect, this may cause users to suffer headaches with prolonged viewing. Epson projectors do not give out this effect, giving users a comfortable experience.



SPECIFICATIONS

EB-2155W/2140W/2065/2055/2040

EPSON

EXCEED YOUR VISION

MODEL NUMBER		EB-2155W	EB-2140W	EB-2065	EB-2055	EB-2040
Projection Technology		RGB liquid crystal shutter projection system (3LCD)				
Specifications of Main Parts						
LCD	Size	0.59" (D8, C ² Fine)		0.63" (D10, C ² Fine)		
	Native Resolution	WXGA (1280 x 800)		XGA (1024 x 768)		
Projection Lens	Type	Optical Zoom (Manual) / Focus (Manual)				
	F-Number	1.51 - 1.99				
	Focal Length	18.2 - 29.2 mm				
	Zoom Ratio	1 - 1.6				
	Throw Ratio	1.38 - 2.24 (Wide to Tele)				
Lightsource	Type	Lamp				
	Life (Normal / Eco) ¹	5,000 / 10,000 hours				
Screen Size (Projected Distance)						
Zoom: Wide		29" - 280" [0.85 - 8.45 m]		30" - 300" [0.83 - 8.54 m]		
Zoom: Tele		29" - 280" [1.40 - 13.71 m]		30" - 300" [1.36 - 13.86 m]		
Brightness ²						
White Light Output (Normal / Eco)		5,000lm / 3,600lm	4,200lm / 2,700lm	5,500lm / 3,800lm	5,000lm / 3,800lm	4,200lm / 2,700lm
Colour Light Output		5,000lm	4,200lm	5,500lm	5,000lm	4,200lm
Contrast Ratio		15,000:1				
Internal Speaker(s)						
Sound Output		16W Monaural				
Geometric Correction						
Keystone	Vertical / Horizontal	±30° / ±30° (Zoom: Centre)				
	Auto Keystone	Yes				
Quick Corner		Yes				
Connectivity						
Analog Input	D-Sub 15Pin	2 (1 Blue, 1 Black)				
	Composite	1				
Digital Input	HDMI	2				
Output Terminal	D-Sub 15Pin	1 (Black)				
Audio Input	RCA (White/Red)	1				
	Stereo Mini Jack	2				
Audio Output	Stereo Mini Jack	1				
Others	USB Type A	1 (for USB Memory, Firmware Update, Copy OSD Settings)	1 (for USB Memory, Firmware update, Copy OSD Settings, Wireless LAN)	1 (for USB Memory, Firmware Update, Copy OSD Settings)		1 (for USB Memory, Firmware update, Copy OSD Settings, Wireless LAN)
	USB Type B	1 (for USB Display, Mouse, K/B, Control, Firmware Update, Copy OSD Settings)				
Control I/O	RS-232C	D-Sub 9pin x 1				
Network	Wired LAN	RJ45 x 1				
	Wireless	Optional	N/A	Optional	N/A	
Wireless Specifications						
Supported Speed For Each Mode		IEEE 802.11b: 11 Mbps ³ IEEE 802.11g: 54 Mbps ³ IEEE 802.11n: 130 Mbps ³				
Wireless LAN Security		Quick Mode: OPEN, WPA2-PSK Advanced Mode: OPEN, WPA2-PSK, WPA/WPA2-PSK, WPA2-EAP, WPA/WPA2-EAP Supported EAP Type: PEAP, PEAP-TLS, EAP-TLS, EAP-Fast, LEAP	Quick Mode: OPEN, WPA2-PSK Advanced Mode: OPEN, WPA2-PSK, WPA/WPA2-PSK	Quick Mode: OPEN, WPA2-PSK Advanced Mode: OPEN, WPA2-PSK, WPA/WPA2-PSK, WPA2-EAP, WPA/WPA2-EAP Supported EAP Type: PEAP, PEAP-TLS, EAP-TLS, EAP-Fast, LEAP		Quick Mode: OPEN, WPA2-PSK Advanced Mode: OPEN, WPA2-PSK, WPA/WPA2-PSK
Operating Temperature						
Below 2,286m / 7,500ft		5 - 40 °C <41 - 104 °F>				
Above 2,286m / 7,500ft (w/ High Altitude Mode)		5 - 35 °C <41 - 95 °F>				
Operating Altitude						
0 - 3,048 m (0 - 10,000 ft) (over 1,500m / 4,921ft : with high altitude mode)						
Direct Power On / Off						
Yes						
Start-Up Period						
About 8 seconds, Warm-up Period: 30 seconds						
Cool Down Period						
Instant Off						
Air Filter	Type	High Efficiency Filter				
	Maintenance Cycle ⁴	5,000 hours (Power Consumption: Normal) 10,000 hours (Power Consumption: Eco)				
Power Supply Voltage						
100 - 240 V AC ±10%, 50/60 Hz						
Power Consumption (220 - 240V)						
Lamp On (Normal / Eco)		405W / 323W	316W / 228W	425W / 323W	405W / 323W	316W / 228W
Networked Standby / Energy Saving		2.41W / 0.31W				
Dimension Excluding Feet (D X W X H)						
219 x 377 x 101 mm						
Weight						
		Approx. 4.3kg	Approx. 4.2kg	Approx. 4.4kg	Approx. 4.3kg	Approx. 4.2kg
Fan Noise (Normal / Eco)						
		39dB / 29dB	37dB / 28dB	39dB/29dB		37dB / 28dB

Supplied Accessories

Remote Control
Battery for Remote Control (AA x 2)
Power Cable: 1.8m
Computer Cable: 1.8m

Optional Accessories

Spare Lamp: ELPLP95
(EB-2155W / EB-2065 / EB-2055)
ELPLP87 (EB-2140W / EB-2040)
Air Filter: ELPAF41
Wireless LAN Unit: ELPAP10
Soft Carrying Case: ELPKS68
Ceiling Mount: ELPMB23

EB-2155W / EB-2065 / EB-2055



EB-2140W / EB-2040



©2016 Epson Singapore Pte Ltd. All Rights Reserved. Reproduction in part or in whole, without the written permission from Epson, is strictly prohibited.

EPSON and EXCEED YOUR VISION are registered trademarks of Seiko Epson Corporation.

All other product names and other company names used herein are for identification purposes only and are the trademarks or registered trademarks of their respective owners.

Epson disclaims any and all rights in those marks. Projected images shown herein are simulations. The actual product design and contents may vary. Specifications are subject to change without notice and may vary between countries. Please check with local Epson offices for more information.

Apple, iPad and iPhone are trademarks of Apple Inc., registered in the U.S. and other countries. App Store is a service mark of Apple Inc.

Android is a trademark of Google Inc.

Information correct as at November 2016

¹ Lamp life will vary depending upon mode selected, environmental conditions and usage. Lamp brightness decreases over time.

² Colour brightness (colour light output) and white brightness (white light output) will vary depending on usage conditions. Colour light output measured in accordance with IDMS 15:4; white light output measured in accordance with ISO 21118.

³ Maximum speed and range is achievable when used with same enhanced mode technology. Actual data rates, features and performance may vary depending on your computer system, the environment and other factors.

⁴ When used in the general office environment (the amount of floating dust: 0.04 - 0.2 mg/m³). Based on the Epson's in-house test results.

PROTECT YOUR PROJECTOR. USE GENUINE LAMPS.



Don't compromise on safety – use Epson genuine lamps to avoid damaging your projector. Eliminate the risk of melting parts of your projector, as well as breaks that result in high-voltage shutdown. With a 0% failure rate even after 2,000 hours of usage – compared to 70% in non-genuine lamps – Epson genuine lamps are safer and more reliable. Choose the best possible viewing experience filled with long-lasting sharpness and colour in every projected image with Epson.



GENUINE EPSON LABEL

To ensure the best quality and safety when using your Epson Projector, look for the “Genuine EPSON Colour Shifting Label” on your projector lamp. Real quality and value, only with Epson genuine supplies.

DANGERS OF NON-GENUINE LAMPS




UNRELIABLE

Counterfeit lamps deteriorate and break much faster than genuine ones.



UNSAFE

Parts of your Epson projector such as the housing or wires may melt, disconnect, or become damaged when using non-genuine lamps.



POOR IMAGE QUALITY

Counterfeit lamps may result in inaccurate colour projection, lower brightness levels, as well as flickering images that spoil your viewing experience.